

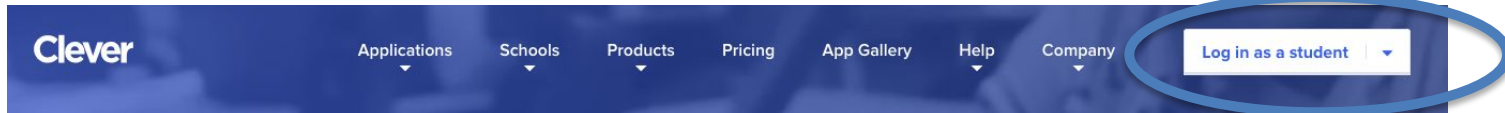

ICAP identifies **student interests, skills, postsecondary and workforce goals and experiences** that lead to a meaningful plan that charts the progress needed to prepare students for college, career and life.

ICAP is a graduation requirement for students.



How to login to SchoolLinks

1. Go to *Clever* – www.clever.com
2. Select *Log in as a student*



3. Some students may already have an account. If you do not have an account, create an account using your school email address. NOTE: You will need to visit your iTech Coach if you do not have access to your school email.

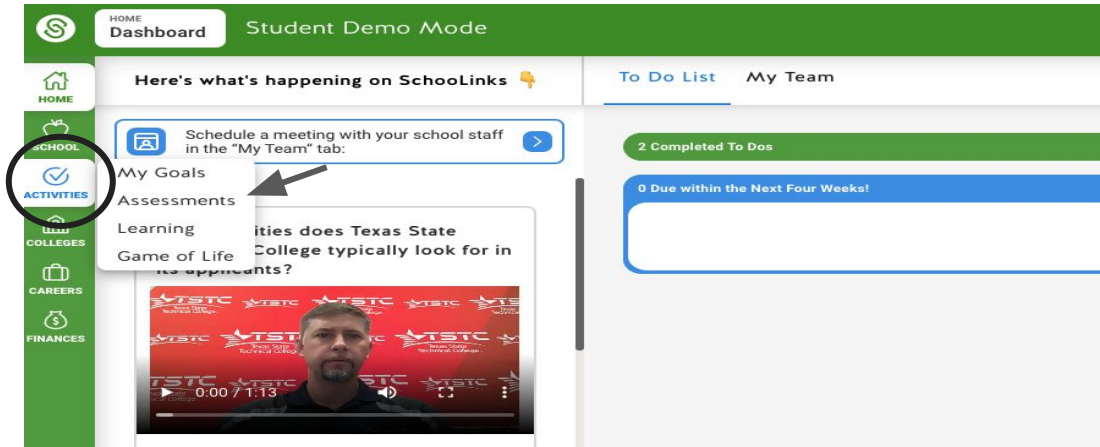
How to login to SchoolLinks

4. Select the SchoolLinks icon on the Clever dashboard.
5. You will see the screen below. Hit the “Let’s get started” green button.



ICAP Activities - All Students

Select Checkmark/Activities on left navigation sidebar;
Click “Assessments”



1. **Find Your Path** – This is a personality survey that matches you with careers and majors based on your personality.
 - If this is the first time you have used SchoolLinks, you will be automatically directed to Find Your Path.

ICAP Activities - 9TH GRADE

N

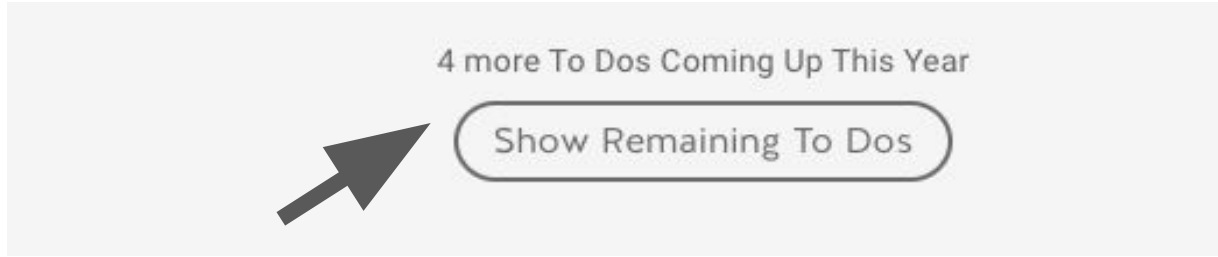


Next, on your Dashboard click “Show Remaining To Dos.”

Complete the following:

2. **Add your Guardian to SchoolLinks**
3. **Written Career Plan**
4. **In CANVAS complete the ICAP Reflection Assignment**

ICAP Activities - 10TH-12TH GRADE



Next, on your Dashboard click “Show Remaining To Dos.”

Complete the following:

2. Add your Guardian to SchoolLinks
3. Would You Rather?
4. Explore Careers
5. Written Career Plan
6. In CANVAS complete the ICAP Reflection Assignment



SchoolLinks provides many tools and assessments to help you determine your best Post High School Plan. Take time to EXPLORE the additional resources, including College Search, Learning Assessments, Scholarships and more.

You can access all of these resources and more from the green toolbar on the left side of your screen.